

CHAPTER-08 QUADRILATERALS

SUBJECT: MATHEMATICS

MAX. MARKS : 40

CLASS : IX

DURATION : 1½ hrs

General Instructions:

- All questions are compulsory.
- This question paper contains 20 questions divided into five Sections A, B, C, D and E.
- Section A comprises of 10 MCQs of 1 mark each. Section B comprises of 4 questions of 2 marks each. Section C comprises of 3 questions of 3 marks each. Section D comprises of 1 question of 5 marks each and Section E comprises of 2 Case Study Based Questions of 4 marks each.
- There is no overall choice.
- Use of Calculators is not permitted

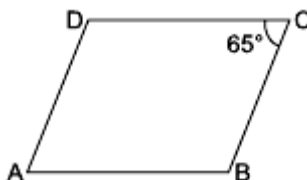
SECTION – A

Questions 1 to 10 carry 1 mark each.

1. A diagonal of a rectangle is inclined to one side of the rectangle at 25° . The acute angle between the diagonals is

(a) 55° (b) 50° (c) 40° (d) 25°

2. In the given figure, ABCD is a parallelogram. If $\angle C = 65^\circ$, then $(\angle B + \angle D)$ is equal to



(a) 180° (b) 115° (c) 155° (d) 230°

3. Given a quadrilateral ABCD, and diagonals AC and BD bisect each other at P such that $AP = CP$ and $BP = DP$. Also $\angle APD = 90^\circ$, then quadrilateral is a

(a) rhombus (b) trapezium (c) parallelogram (d) rectangle

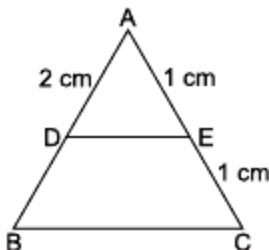
4. Diagonals of a rectangle ABCD intersect at O. If $\angle AOB = 70^\circ$, then $\angle DCO$ is

(a) 70° (b) 110° (c) 35° (d) 55°

5. Given a trapezium ABCD, in which $AB \parallel CD$ and $AD = BC$. If $\angle D = 70^\circ$, then $\angle C$ will be

(a) 70° (b) 110° (c) 20° (d) none of these

6. In the given figure, find BD, if $DE \parallel BC$.



(a) 2 cm (b) 1 cm (c) 3 cm (d) none of these

7. Four points A,B,C,D are joined together in order and we noticed $AB = CD = 5$ cm and also, AB is parallel to CD then the quadrilateral obtained is a

(a) rhombus (b) trapezium (c) parallelogram (d) rectangle

8. Two angles of a quadrilateral are 60° and 70° and other two angles are in the ratio 8 : 15, then the remaining two angles are
 (a) $140^\circ, 90^\circ$ (b) $100^\circ, 130^\circ$ (c) $80^\circ, 150^\circ$ (d) $70^\circ, 160^\circ$

In the following questions 9 and 10, a statement of assertion (A) is followed by a statement of Reason (R). Choose the correct answer out of the following choices.

- (a) Both A and R are true and R is the correct explanation of A.
 (b) Both A and R are true but R is not the correct explanation of A.
 (c) A is true but R is false.
 (d) A is false but R is true.

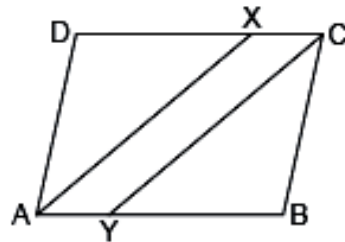
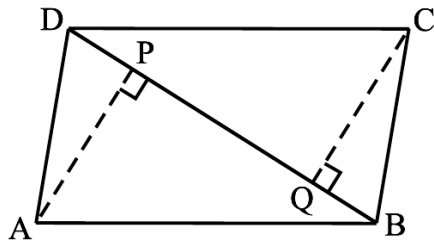
9. **Assertion (A):** If the diagonal of a parallelogram are equal, then it is a rectangle.
Reason (R): The diagonals of parallelogram bisect each other at right angles.

10. **Assertion (A):** The quadrilateral formed by joining the midpoints of consecutive sides of a quadrilateral whose diagonals are perpendicular is a rectangle.
Reason (R): The line segment in a triangle joining the midpoint of any two sides of the triangle is said to be parallel to its third side and is also half of the length of the third side and the quadrilateral formed by joining the midpoints of consecutive sides of a quadrilateral is a parallelogram.

SECTION – B

Questions 11 to 14 carry 2 marks each.

11. Prove that a diagonal of a parallelogram divides it into two congruent triangles.
 12. Show that the diagonals of a rhombus are perpendicular to each other.
 13. ABCD is a parallelogram and AP and CQ are perpendiculars from vertices A and C on diagonal BD (see the below). Show that
 (i) $\triangle APB \cong \triangle CQD$ (ii) $AP = CQ$

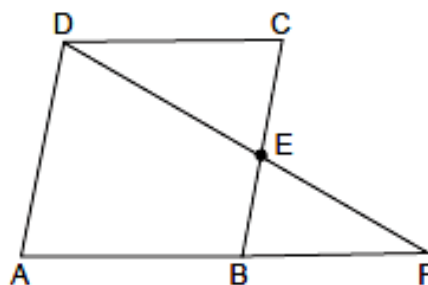
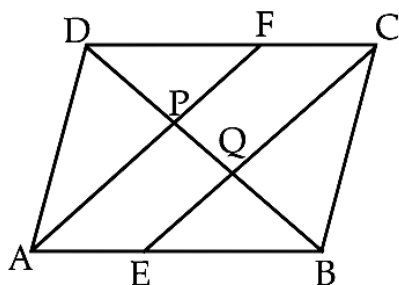


14. In the given above right sided figure, ABCD is a parallelogram and line segments AX and CY bisect the angles A and C respectively. Show that $AX \parallel CY$.

SECTION – C

Questions 15 to 17 carry 3 marks each.

15. Two parallel lines l and m are intersected by a transversal p . Show that the quadrilateral formed by the bisectors of interior angles is a rectangle.
 16. Show that the line segments joining the mid-points of the opposite sides of a quadrilateral bisect each other.
 17. In the below left sided figure, ABCD is a parallelogram. E and F are the mid-points of sides AB and CD respectively. Show that the line segments AF and EC trisect the diagonal BD.



OR

In the above right sided figure, ABCD is a parallelogram and E is the mid-point of side BC. DE and AB on producing meet at F. Prove that $AF = 2AB$.

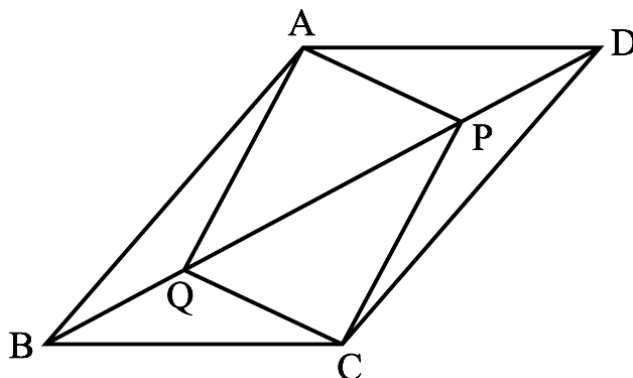
SECTION – D

Questions 18 carry 5 marks.

18. ABCD is a rectangle in which diagonal AC bisects $\angle A$ as well as $\angle C$. Show that: (i) ABCD is a square (ii) diagonal BD bisects $\angle B$ as well as $\angle D$.

OR

In parallelogram ABCD, two points P and Q are taken on diagonal BD such that $DP = BQ$ (see Figure). Show that :

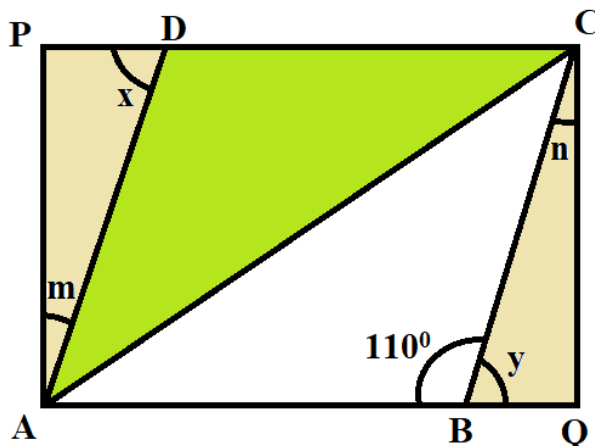


- (a) $\triangle APD \cong \triangle CQB$
- (b) $AP = CQ$
- (c) $\triangle AQB \cong \triangle CPD$
- (d) $AQ = CP$
- (e) APCQ is a parallelogram

SECTION – E (Case Study Based Questions)

Questions 19 to 20 carry 4 marks each.

19. In the middle of the city, there was a park ABCD in the form of a parallelogram form so that $AB = CD$, $AB \parallel CD$ and $AD = BC$, $AD \parallel BC$. Municipality converted this park into a rectangular form by adding land in the form of $\triangle APD$ and $\triangle BCQ$. Both the triangular shape of land were covered by planting flower plants.



(a) Show that $\triangle APD$ and $\triangle BQC$ are congruent. (2)

OR

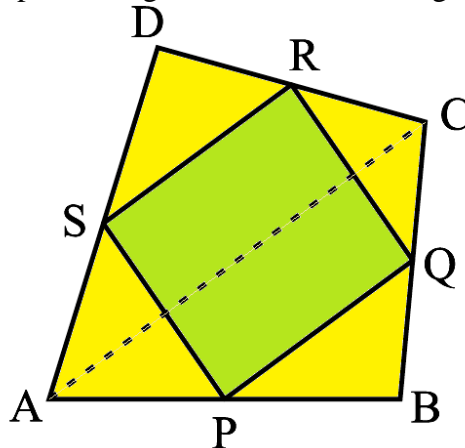
What is the value of $\angle m$? (2)

(b) Which side is equal to PD ? (1)

(c) Show that $\triangle ABC$ and $\triangle CDA$ are congruent. (1)

20. Activity-based learning- ensures active engagement of learner with concepts and instructional materials. Learning is hands-on and experiential, providing learners the opportunity of learning through manipulation of materials and objects.

Teachers model the process, and students work independently to copy it. Kumar sir Maths teacher of class 9th wants to explain the properties of parallelograms in a creative way, so he gave students yellow colored paper in the shape of a quadrilateral and then ask the students to make a parallelogram from it by using paper folding and coloured it with green colour.



(a) How can a parallelogram be formed by using paper folding? (2)

(b) (i) If $\angle RSP = 30^\circ$, then find $\angle RQP$. (1)

(ii) If $SP = 3$ cm, Find the RQ . (1)

OR

(b) Find the value of $\angle R$ and $\angle S$ if $\angle P : \angle Q = 1 : 4$. (2)